

WOUND CONTACT LAYERS




INDICATIONS

- Suitable for all types of wounds
- UrgoTul should be used under a secondary dressing or retention bandage suitable for the level of exudate

CONTRAINDICATIONS

- Known sensitivity to the dressing



SIZES

5 x 5 cm
10 x 10 cm
15 x 15 cm
15 x 20 cm
10 x 40 cm
20 x 30 cm


INDICATIONS

All wounds at risk or with signs of local infection, including:

- Burns, abrasions, traumatic wounds, post-operative wounds
- Leg ulcers, diabetic foot ulcers, pressure ulcers

CONTRAINDICATIONS

- Known sensitivity to silver
- Patients undergoing Magnetic Resonance Imaging (MRI) examination



SIZES


10 x 12 cm
15 x 20 cm

INDICATIONS

- For all leg ulcers, diabetic foot ulcers, pressure ulcers, and non-healing acute wounds

CONTRAINDICATIONS

- UrgoStart Contact is contraindicated in malignant wounds and wounds which may reveal a deep abscess
- Do not use when there is a known sensitivity to UrgoStart Contact



SIZES

5 x 7 cm
10 x 10 cm
15 x 20 cm

If you would like further information or training on any of the dressings listed please contact:

Katie Rose-Burrows, Product Specialist
Tel: **07966 229427**
Email: **k.rose-burrows@uk.urgo.com**

*NOSF (Nano OligoSaccharide Factor) =
KSOS (potassium sucrose octasulfate)

POLY ABSORBENT WOUND DRESSINGS



INDICATIONS

- Leg ulcers, diabetic foot ulcers, pressure ulcers
- Burns, abrasions, traumatic wounds, post-operative wounds

TRUST REQUIREMENTS

- Complete foot perfusion assessment as per local policy
- If dry eschar/necrosis please do not actively debride - consult TVN team

CONTRAINDICATIONS

- Known sensitivity to the dressing
- Not to be used as a surgical sponge for heavily bleeding wounds



SIZES

6 x 6 cm
10 x 10 cm
15 x 20 cm

SIZES

2,5 x 40 cm
5 x 40 cm

INDICATIONS

All wounds at risk or with signs of local infection, including:

- Leg ulcers, diabetic foot ulcers, pressure ulcers
- Burns, abrasions, traumatic wounds, post-operative wounds

TRUST REQUIREMENTS

- Complete foot perfusion assessment as per local policy
- If dry eschar/necrosis please do not actively debride - consult TVN team

CONTRAINDICATIONS

- Known sensitivity to silver
- As surgical sponge for heavily bleeding wounds
- Patients undergoing Magnetic Resonance Imaging (MRI) examination



SIZES

6 x 6 cm
10 x 10 cm
15 x 20 cm

INDICATIONS


- For all leg ulcers, diabetic foot ulcers, pressure ulcers, and long-standing acute wounds

TRUST REQUIREMENTS

- Complete foot perfusion assessment as per local policy
- If dry eschar/necrosis please do not actively debride - consult TVN team

CONTRAINDICATIONS

- Wounds with infection, heavily bleeding or malignant/suspected malignancy
- Wounds that may reveal a deep abscess
- Known sensitivity to the dressing



SIZES

6 x 6 cm
10 x 10 cm
15 x 20 cm

*NOSF (Nano OligoSaccharide Factor) = KSOS (potassium sucrose octasulfate)